

ASSEMBLY INSTRUCTION

BH-003
SAHARA 3 SEATERS BENCH

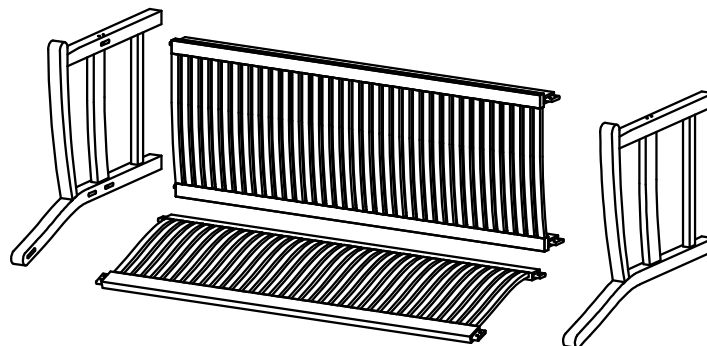
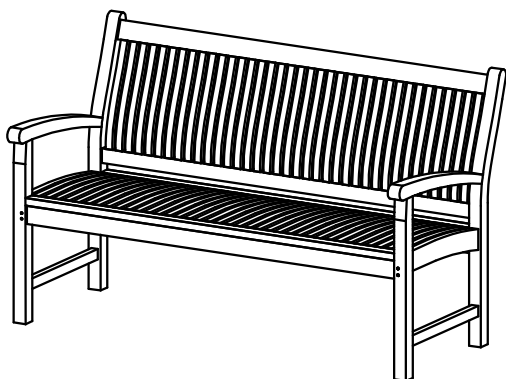


FIG.1

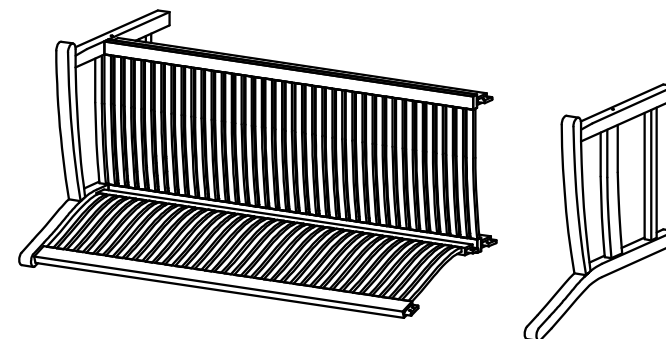


FIG.2

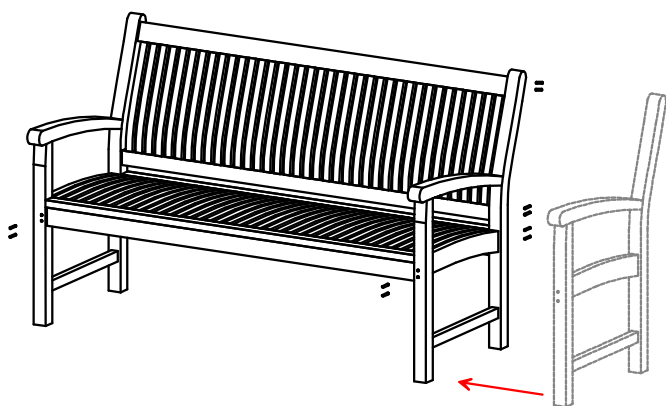


FIG.3

Part List :

- 1 pcs Seat base, 1 pcs Backrest, 2 pcs Legs

Assembling :

1. Prepare part to be assembled according to position (right-left) (FIG.1)
2. Put glue around the tenon on Seat base and backrest, then insert to legs (FIG.2)
3. Insert to wood dowel on the all hole (FIG.3)